

AFFIDAVIT SUBMITTED BY

Jane McCollum

Chief Deputy Treasurer

NAVARRO COUNTY TREASURER

STATE OF TEXAS


COUNTY OF NAVARRO

Before me, the undersigned authority, on this day personally appeared the following named persons, and after being duly sworn, deposes and says: Honorable H. M. Davenport, Jr., County Judge, Honorable Jason Grant, Commissioner Pct. 1, Honorable Eddie Perry, Commissioner Pct. 2, Honorable Eddie Moore, Commissioner Pct. 3, and Honorable James Olsen, Commissioner Pct. 4.


I, Jane McCollum, Navarro County Chief Deputy Treasurer, on this 27th day of June, 2022 present to the Navarro County Commissioners Court the revised Monthly Financial Report for the month ending on May, 2022 for the court to review and approve. This report is in compliance with section 114.026 of the Local Government Code, so therefore we hereby execute this affidavit for publication.

With this signed affidavit, We the Commissioners Court, state that the requirements of Subsection (C) have been met with the examination of this report.


Signed and executed this 27th day of June, 2022.




H. M. Davenport Jr. - County Judge



Jason Grant - Commissioner Pct 1



Eddie Moore - Commissioner Pct 3




Eddie Perry - Commissioner Pct 2



James Olsen - Commissioner Pct 4

SWORN AND SUBSCRIBED TO BEFORE ME, this 27th day of June, 2022 by H. M. Davenport, Jr., Jason Grant, Eddie Perry, Eddie Moore, and James Olsen, in their official capacities as the members of the Navarro County Commissioners Court.




Sherry Dowd - Navarro County Clerk



**NAVARRO COUNTY, TEXAS
REPORT OF CASH AND INVESTMENTS
FOR THE MONTH OF MAY, 2022**

FUND	BEGINNING BALANCE	RECEIPTS	BANK INTEREST	DISBURSEMENTS	ENDING BALANCE	TEX POOL BEGINNING BAL	TEX POOL DEP/WD	TEX POOL INTEREST	TEX POOL ENDING BAL	TOTAL
GENERAL	20,328,939.89	2,728,859.41	3,482.05	3,271,161.09	19,790,120.26	735,536.95	-	507.56	736,044.51	20,526,164.77
COMMUNITY SUPERVISION	173,204.51	62,610.22	32.58	88,398.00	147,449.31	98,027.70	-	67.60	98,095.30	245,544.61
JUVENILE PROBATION	91,807.25	32,674.00	14.57	38,872.95	85,622.87	8,036.82	-	5.53	8,042.35	93,665.22
FLOOD CONTROL	2,119,824.35	13,569.22	361.41	6,262.60	2,127,492.38	2,274.51	-	1.58	2,276.09	2,129,768.47
ROAD & BRIDGE - PCT 1	260,003.25	681,255.54	132.97	130,621.45	810,770.31	32,811.19	-	22.64	32,833.83	843,604.14
ROAD & BRIDGE - PCT 2	727,266.22	85,557.10	117.11	162,351.50	650,588.93	81,367.06	-	56.15	81,423.21	732,012.14
ROAD & BRIDGE - PCT 3	1,224,834.92	1,262,360.36	277.66	690,582.98	1,796,889.96	69,605.58	-	48.03	69,653.61	1,866,543.57
ROAD & BRIDGE - PCT 4	1,008,883.84	85,627.75	169.71	140,919.38	953,761.92	80,587.84	-	55.60	80,643.44	1,034,405.36
H.I.D.T.A.	19,262.71	381,497.10	3.27	381,497.10	19,265.98	-	-	-	-	19,265.98
H.I.D.T.A. SEIZURE	31,852.39	-	5.41	-	31,857.80	1,787.08	-	1.16	1,788.24	33,646.04
DEBT SERVICE	110,732.29	33,351.92	20.82	16,675.96	127,429.07	2,298.41	-	1.61	2,300.02	129,729.09
CAPITAL PROJECTS	3,562.73	-	0.61	-	3,563.34	10,890.88	-	7.49	10,898.37	14,461.71
SHERIFF STATE SEIZURE	85,134.04	-	14.46	-	85,148.50	54.05	-	-	54.05	85,202.55
DISTRICT ATTY FORF	133,263.08	6,714.00	23.83	384.50	139,636.41	118,405.76	-	81.69	118,487.45	258,123.86
HEALTH INSURANCE	58,070.74	300,110.20	26.22	2,761.70	355,445.46	12,608.72	-	8.74	12,617.46	368,062.92
ECONOMIC DEVELOPMENT	-	-	-	-	-	2,265.55	-	1.59	2,267.08	2,267.08
TRUST	1,862,617.38	5,749.00	328.19	17,879.69	1,850,814.88	276,382.67	-	190.72	276,573.39	2,127,388.27
LAKE TRUST	243.01	-	0.04	-	243.05	100,367.38	-	69.27	100,436.65	100,679.70
REVOLVING & CLEARING	2,892,680.25	376,956.03	412.45	1,107,909.60	2,162,139.13	804.63	-	0.57	805.20	2,162,944.33
PAYROLL FUND	16,211.38	958,151.11	22.03	958,151.11	16,233.41	-	-	-	-	16,233.41
DISBURSEMENT FUND	(106,327.93)	4,700,191.87	173.02	4,493,942.58	100,094.38	-	-	-	-	100,094.38
2014 GO BONDS	102,062.19	-	17.34	-	102,079.53	-	-	-	-	102,079.53
SPECIAL REVENUE	698,043.08	-	117.87	10,471.28	687,689.67	-	-	-	-	687,689.67
SHERIFF FED SEIZURE	525,939.24	-	89.34	-	526,028.58	-	-	-	-	526,028.58
ELECTION CONTRACT	195,419.05	11,396.23	35.01	-	206,850.29	-	-	-	-	206,850.29
A.R.P.A.	4,874,377.04	-	824.04	78,566.89	4,796,634.19	-	-	-	-	4,796,634.19
TOTAL	37,437,906.90	11,726,631.06	6,702.01	11,597,390.36	37,673,849.61	1,634,112.78	-	1,127.47	1,635,240.25	39,209,089.86

INTEREST EARNED:	CURRENT MONTH	YTD
	7,829.48	47,271.37


Prepared By: Jane McCollum / Chief Deputy Treasurer

6/9/2022
Date


Reviewed By: Terri Gillen / County Auditor

6/9/2022
Date